

# FS-VISCB Insert compatible with the Viscounts of the West Kingdom®: Collector's Box, including the base game contents, Gates of Gold® and Keeper of Keys® expansions

## Assembly Instructions



The package contains 5 sheets: two double and one single sheet.

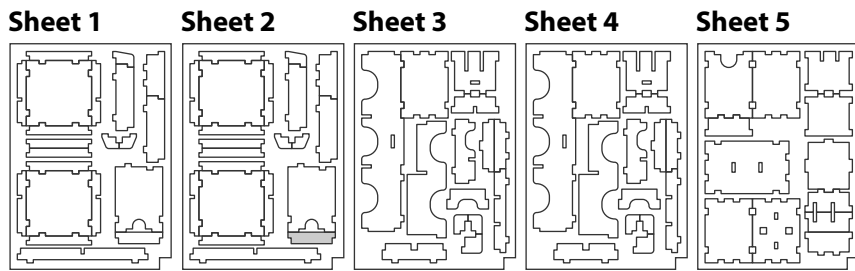
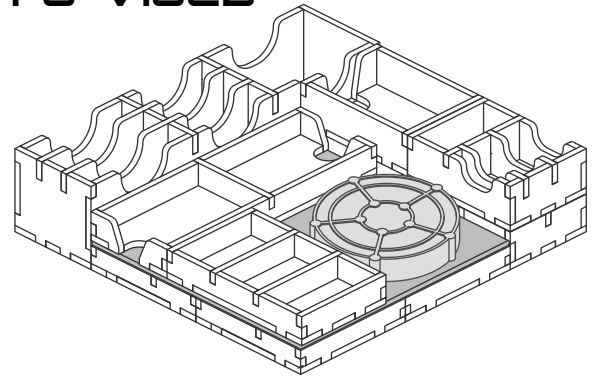
After assembly the trays are put in up to two layers in the original game box.

PVA glue is required for assembly, please check [www.foldedspace.com](http://www.foldedspace.com) for tips.

Please make sure you dry-assemble each tray correctly before gluing it together.

The part marked in grey on Sheet 2 is to be discarded.

### FS-VISCB



#### Tray 1

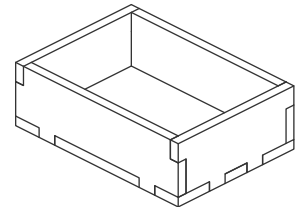
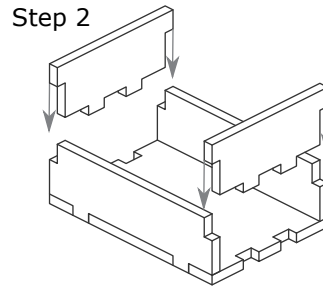
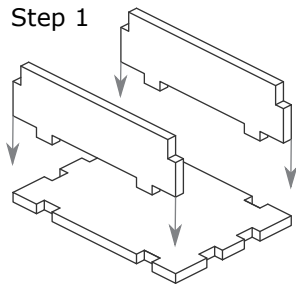
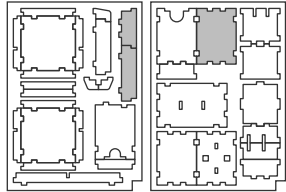
Sheets 1, 2

Sheet

Step 1

Step 2

Finished tray



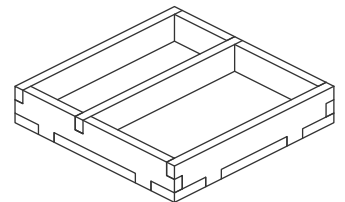
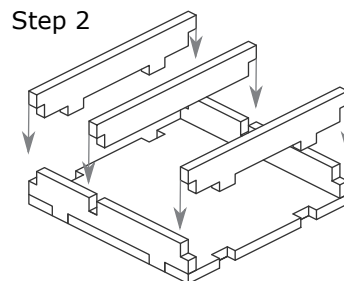
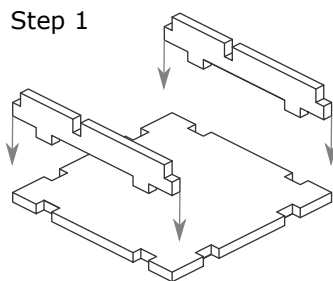
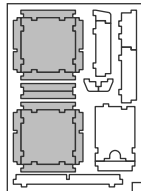
#### Trays 2a, 2b, 2c, 2d (the trays are identical)

Sheets 1, 2

Step 1

Step 2

Finished tray



#### Tray 3

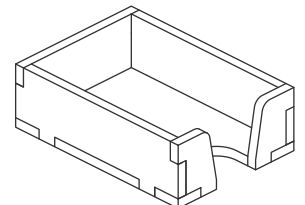
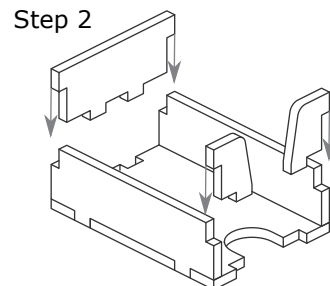
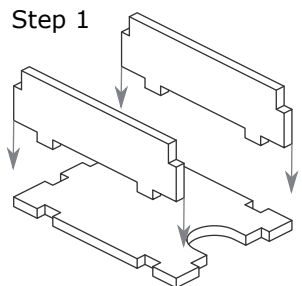
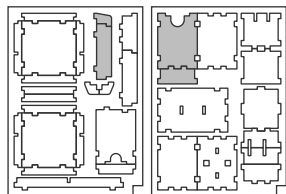
Sheets 1, 2

Sheet 5

Step 1

Step 2

Finished tray



#### Tray 4

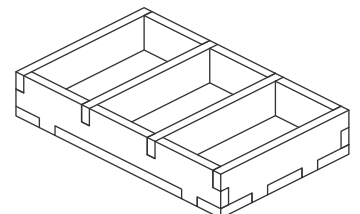
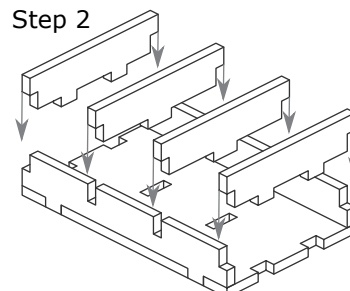
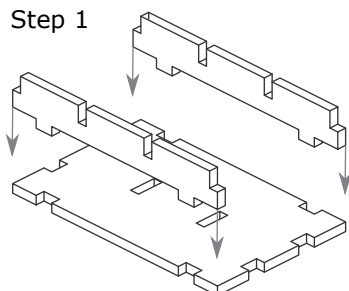
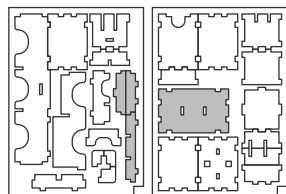
Sheets 3, 4

Sheet 5

Step 1

Step 2

Finished tray

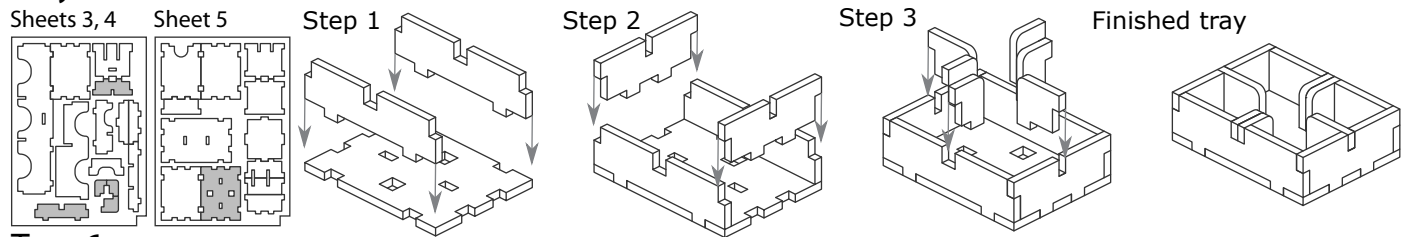


# FS-VISCB Insert compatible with the Viscounts of the West Kingdom®: Collector's Box,

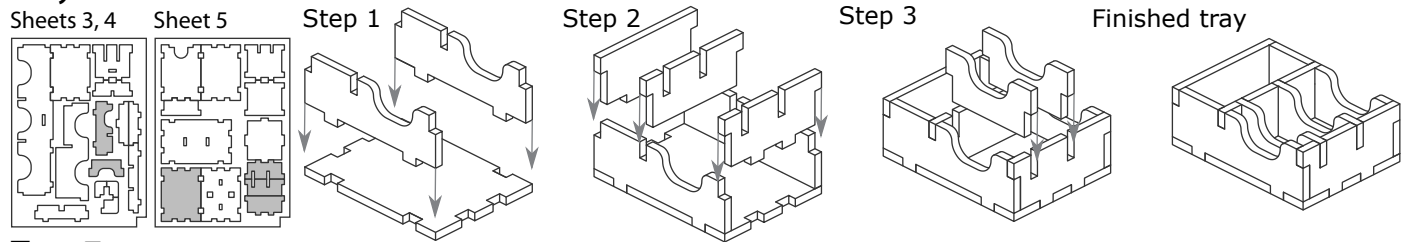


including the base game contents, Gates of Gold® and Keeper of Keys® expansions

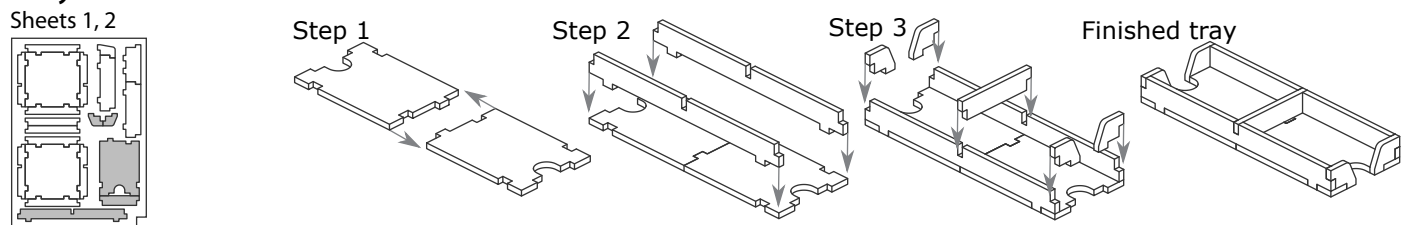
## Trays 5



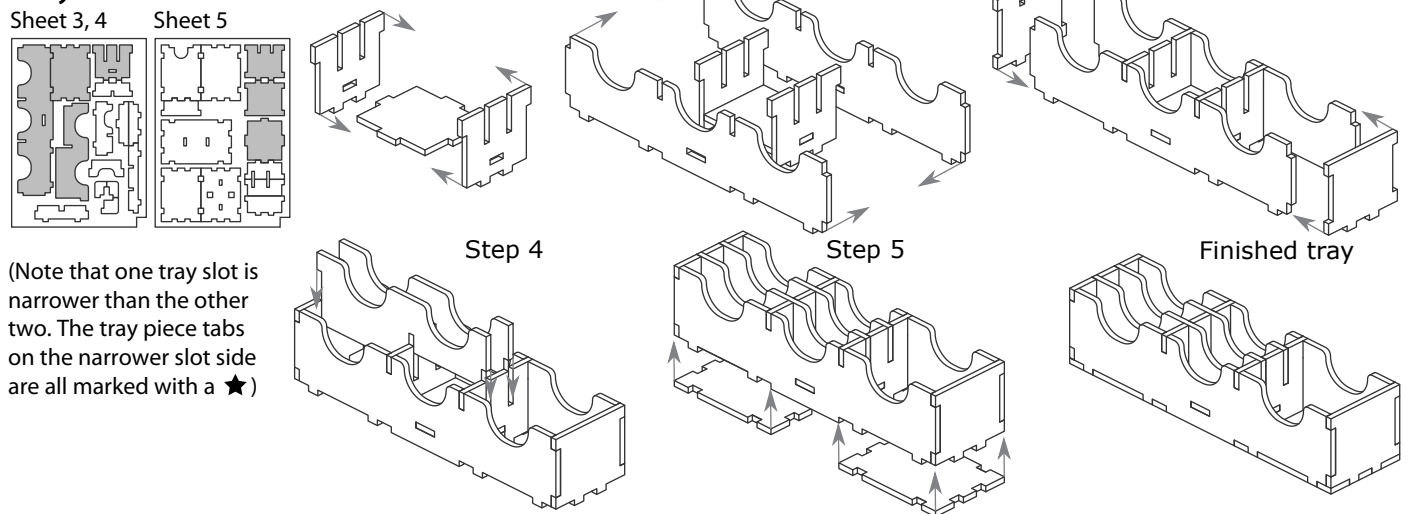
## Tray 6



## Tray 7

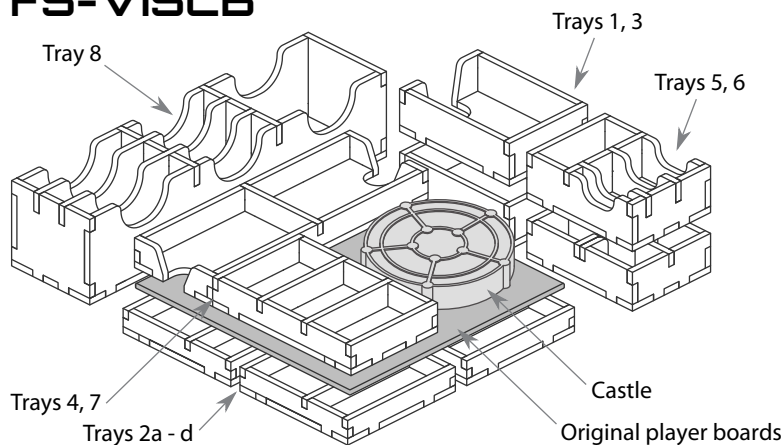


## Tray 8



(Note that one tray slot is narrower than the other two. The tray piece tabs on the narrower slot side are all marked with a ★)

## FS-VISCB



Please check [www.foldedspace.com](http://www.foldedspace.com) for photos of this insert in use.

### Tray legend:

- Tray 1 - silver coins
- Tray 2a, b, c, d - player pieces
- Tray 3 - starting townsfolk cards
- Tray 4 - gold, ink wells, and stone
- Tray 5 - manuscripts
- Tray 6 - chest tiles, public buildings, and corruption & virtue markers
- Tray 7 - king's order and outsider cards
- Tray 8 - remaining card decks

Note: we recommend adding the start player marker to one of the small card slots or the king's order cards.

**Tip:** Keep the instructions in the bottom of your board game box as a reminder of how the insert fits together.