

FS-ALCH insert

compatible with Alchemists®
incl. The King's Golem® expansion



Assembly Instructions

The package contains 3 sheets, two identical and one different sheet.

The part marked in sheet A2 is to be discarded.

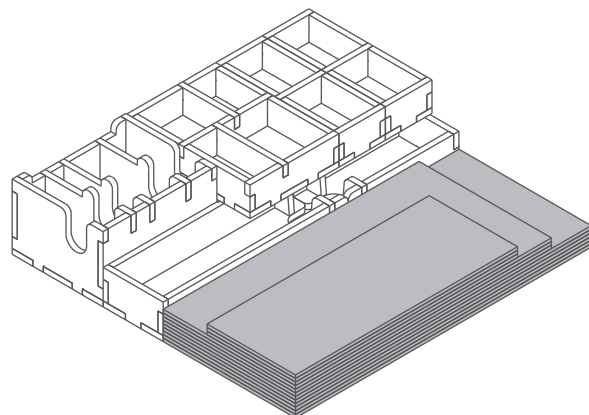
After assembly the trays are put in three layers in the original game box.

Ordinary PVA glue is required when assembling each tray.

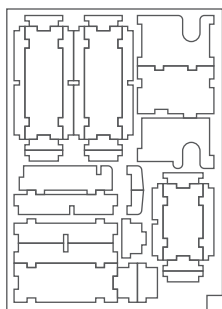
Please make sure you dry-assemble each tray correctly before gluing it together.

Please check www.foldedspace.net for general assembly tips.

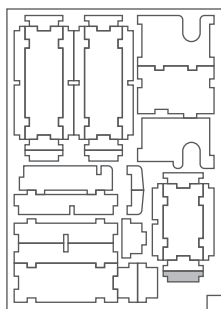
FS-ALCH



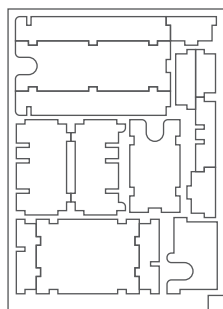
Sheet A1



Sheet A2

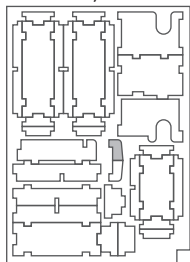


Sheet B1

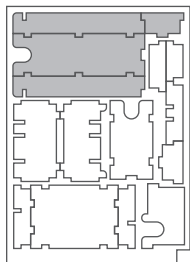


Tray 1

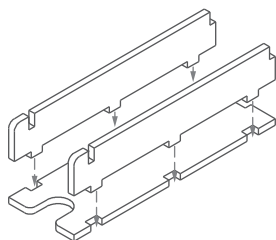
Sheet A1, A2



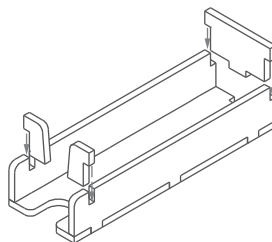
Sheet B1



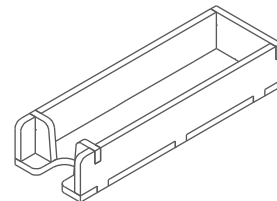
Step 1



Step 2

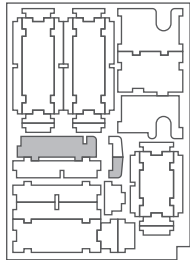


Finished tray

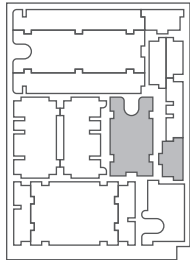


Tray 2

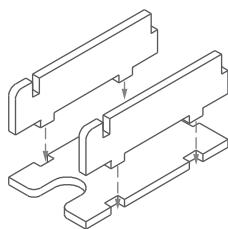
Sheet A1, A2



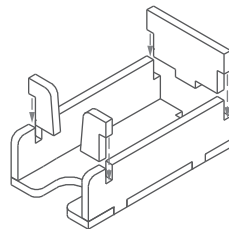
Sheet B1



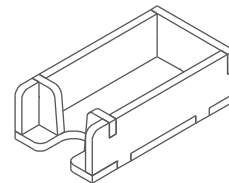
Step 1



Step 2

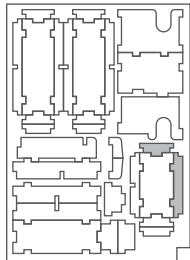


Finished tray

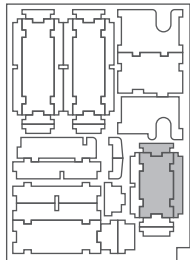


Tray 3

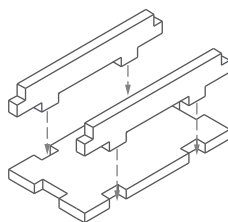
Sheet A1



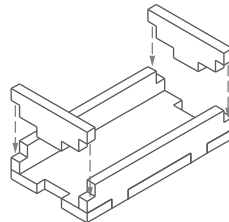
Sheet A2



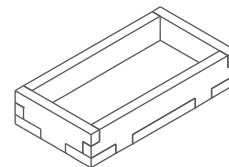
Step 1



Step 2



Finished tray



FS-ALCH insert compatible with Alchemists®

incl. The King's Golem® expansion

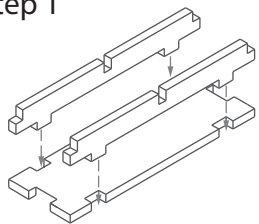
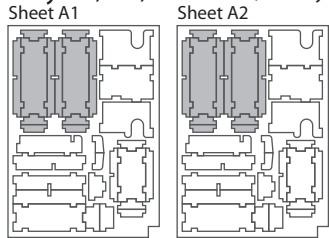


Tray 4a, 4b, 4c & 4d (the trays are identical)

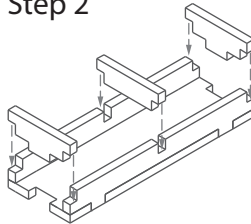
Sheet A1

Sheet A2

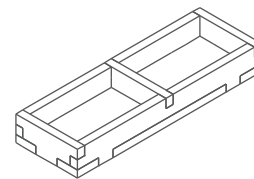
Step 1



Step 2



Finished tray



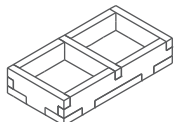
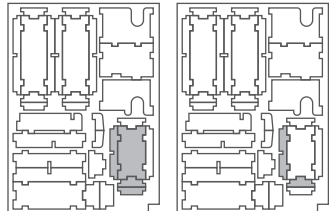
Tray 5

Sheet A1

Sheet A2

To assemble repeat steps of Tray 4a-d.

Finished tray



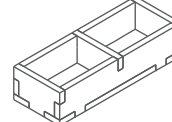
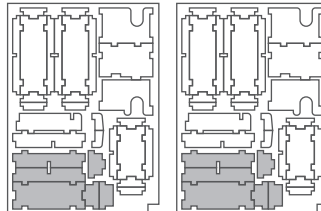
Tray 6a & 6b (the trays are identical)

Sheet A1

Sheet A2

To assemble repeat steps of Tray 4a-d.

Finished tray

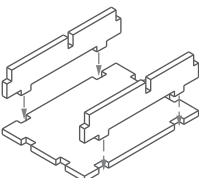
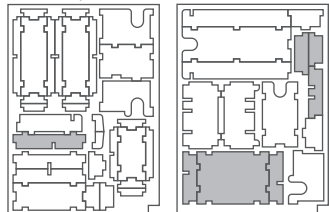


Tray 7

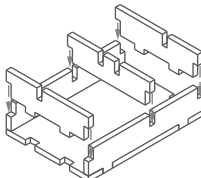
Sheet A1, A2

Sheet B1

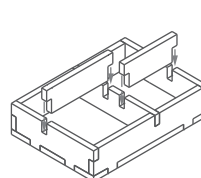
Step 1



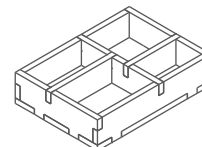
Step 2



Step 3



Finished tray

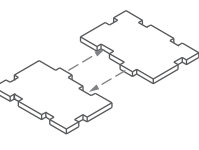
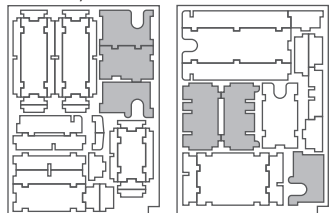


Tray 8

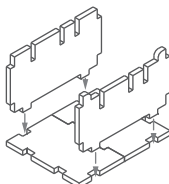
Sheet A1, A2

Sheet B1

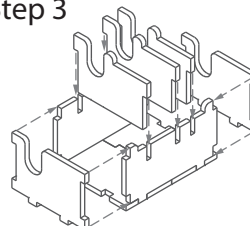
Step 1



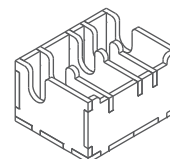
Step 2



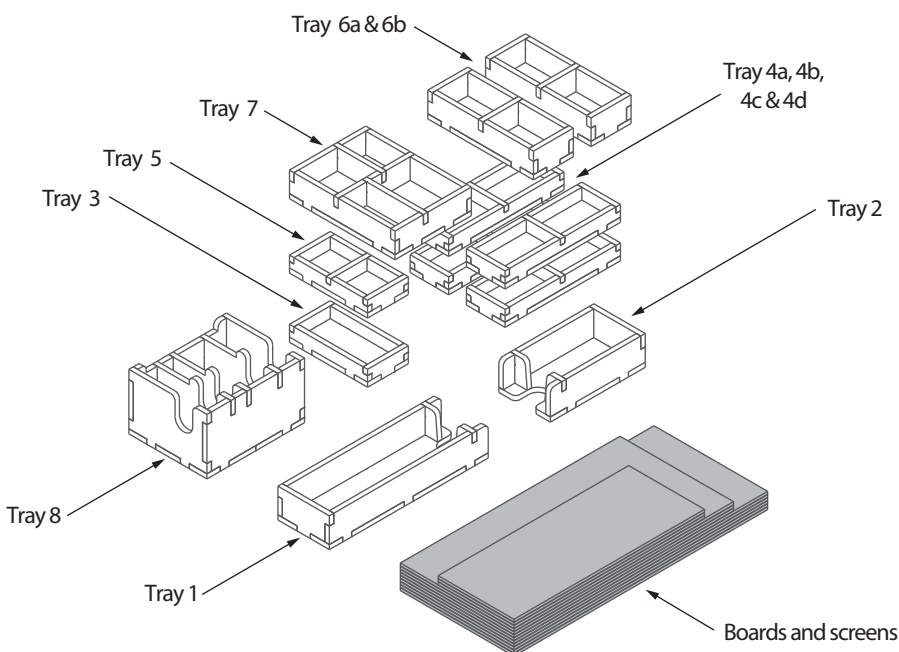
Step 3



Finished tray



FS-ALCH



Please check www.foldedspace.net for photos of this insert in use.

Tray legend:

- Tray 1 - order space boards
- Tray 2 - adventurer & conference tiles
- Tray 3 - ingredient tokens
- Tray 4a, b, c, d - player pieces & tokens
- Tray 5 - conflict and base game ingredient tiles
- Tray 6a, b - gamemaster triangle tokens
- Tray 7 - gold pieces, book, alchemical and approval tokens
- Tray 8 - cards, King's mood tiles, and the six encyclopedia grant tiles on top

Note: the game comes with a large amount of boards and player screen pieces. Please check the Folded Space website product page for more information on how to stack them adjacent to the insert trays.