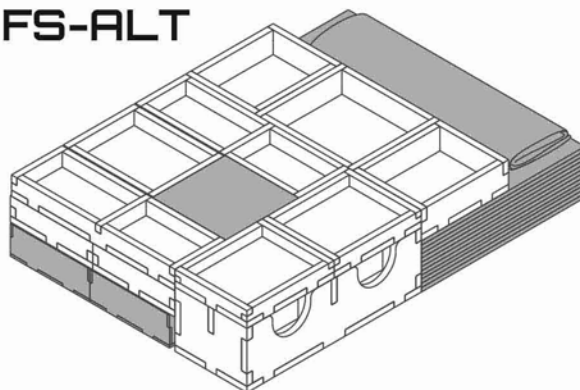


FS-ALT insert
compatible with Altiplano®,
incl. The Traveler® expansion

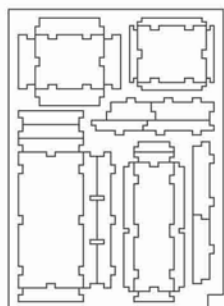
Assembly Instructions

The package contains 3 sheets, two identical and a third different sheet.
After assembly the trays are placed in up to three layers in the original game box.
Ordinary PVA glue is required when assembling each tray.
Please make sure you dry-assemble each tray correctly before gluing it together.
Please check www.foldedspace.net for general assembly tips.

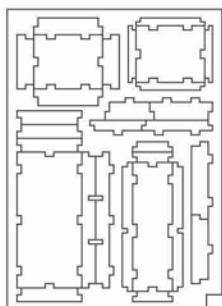
FS-ALT



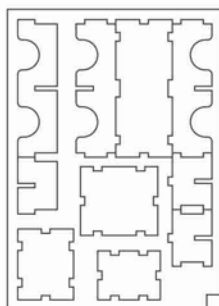
Sheet A1



Sheet A2

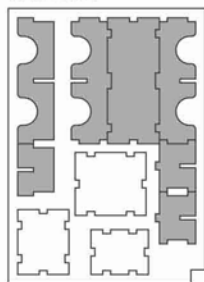


Sheet B1

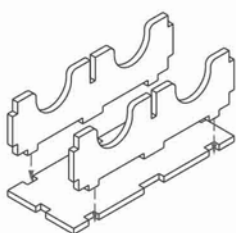


Tray 1

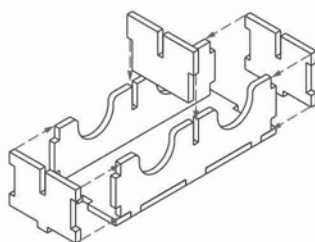
Sheet B1



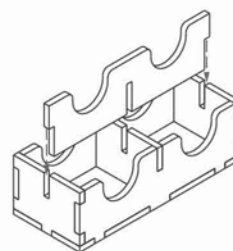
Step 1



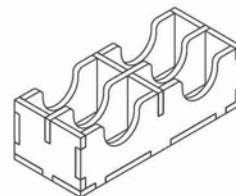
Step 2



Step 3



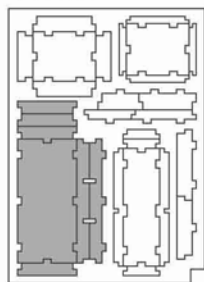
Finished tray



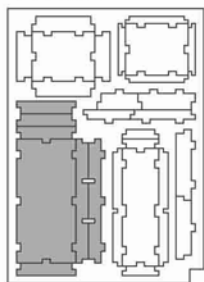
Tray 2a & 2b

(the trays are identical)

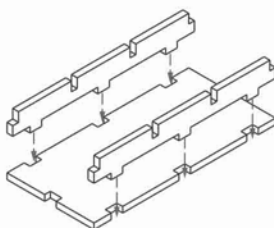
Sheet A1



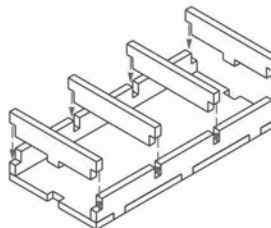
Sheet A2



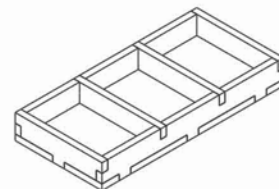
Step 1



Step 2



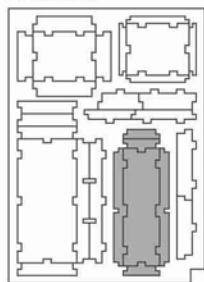
Finished tray



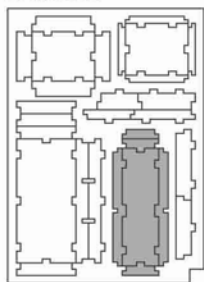
Tray 3a & 3b

(the trays are identical)

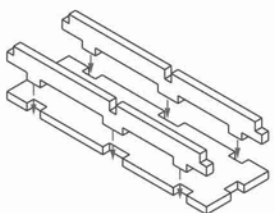
Sheet A1



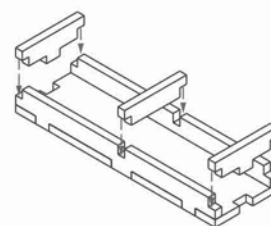
Sheet A2



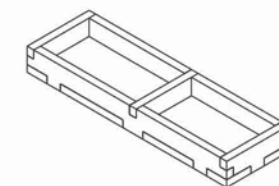
Step 1



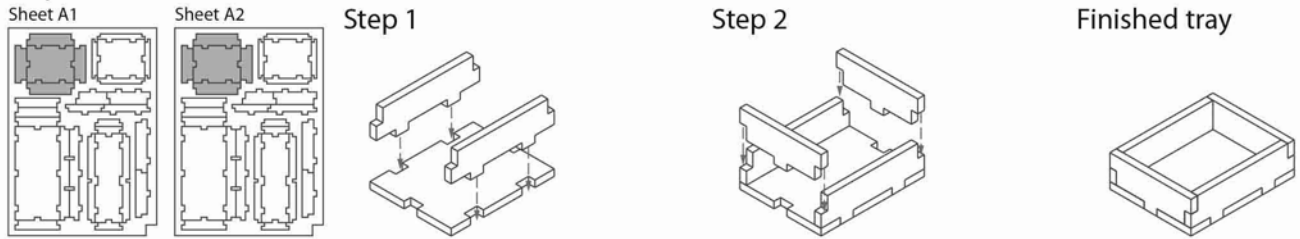
Step 2



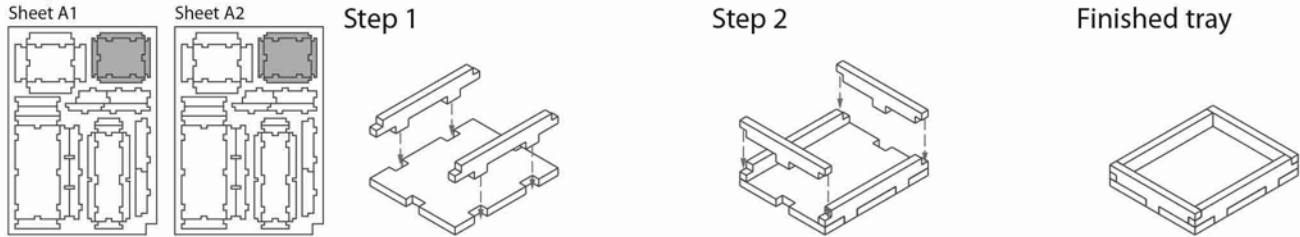
Finished tray



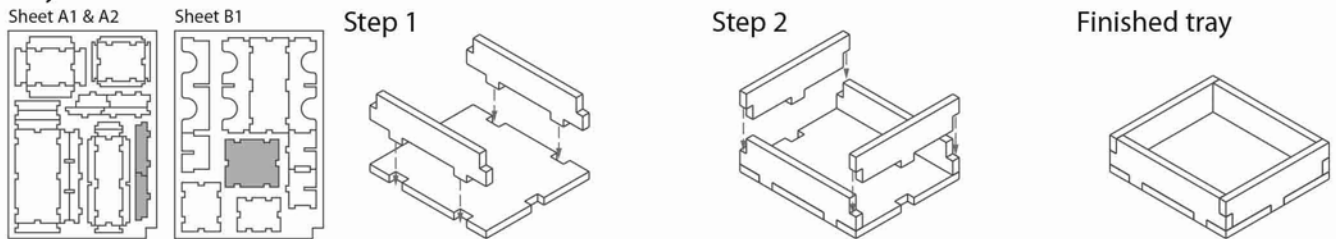
Tray 4a & 4b (the trays are identical)



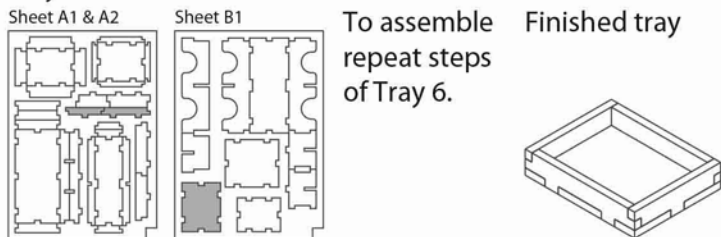
Tray 5a & 5b (the trays are identical)



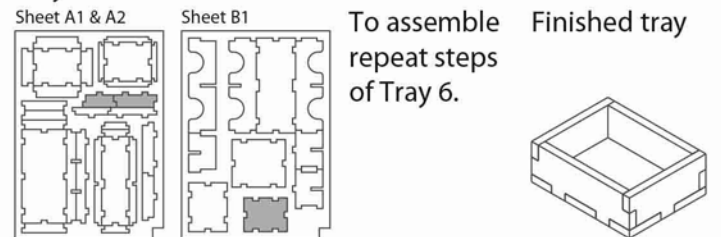
Tray 6



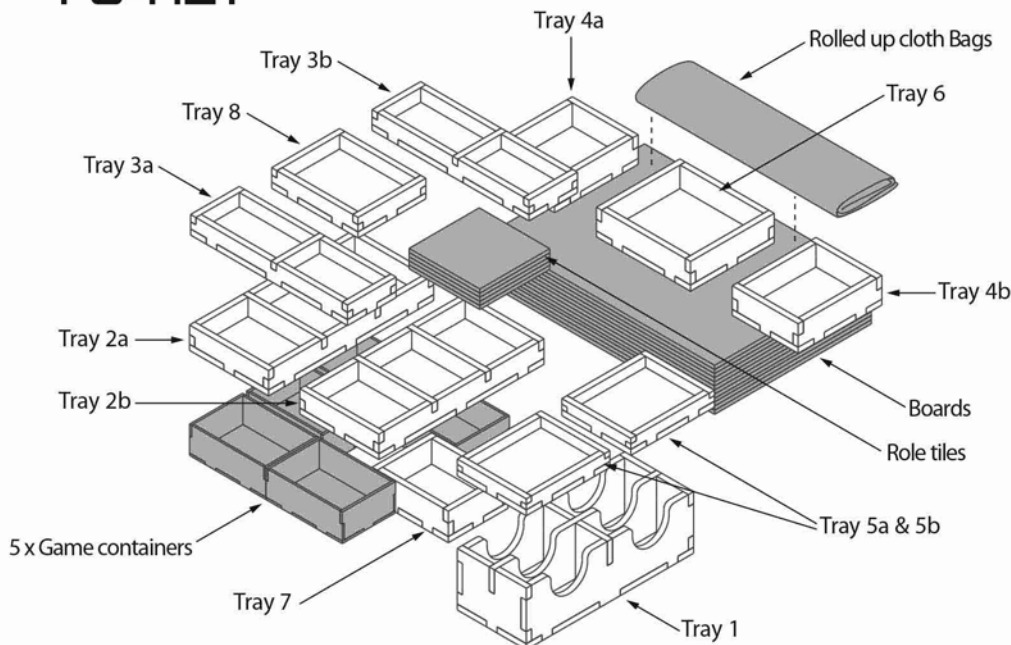
Tray 7



Tray 8



FS-ALT



Please check www.foldedspace.net for photos of this insert in use.

Tray legend:

- Tray 1 - game cards
- Tray 2a - alpaca, cloth & wool tokens
- Tray 2b - stone, ore & silver tokens
- Tray 3a - opals & carts
- Tray 3b - fish & glass tokens
- Tray 4a - food tokens
- Tray 4b - point markers
- Tray 5a - wood tokens
- Tray 5b - cacao tokens
- Tray 6 - coins
- Tray 7 - player markers and figures
- Tray 8 - corn tokens