

# FS-DoW insert compatible with Dead of Winter® and The Long Night®

## Assembly Instructions

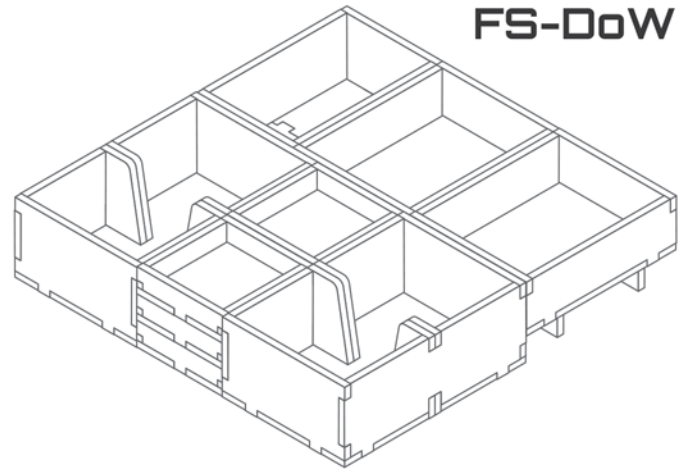
The package contains 4 sheets, two of them are identical to the other two.

The trays fit in the original game box.

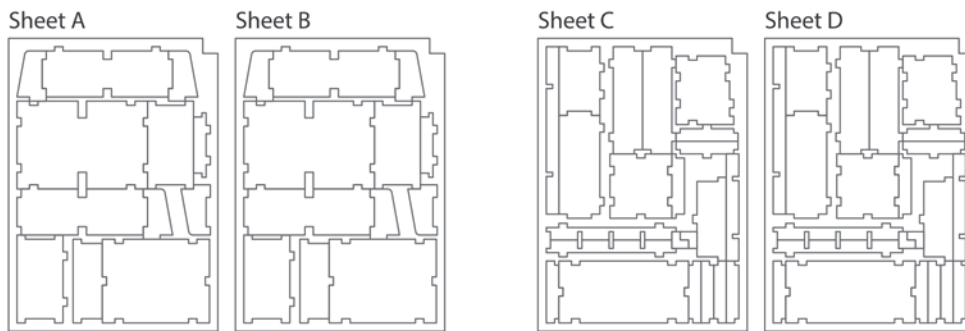
Ordinary PVA glue is required when assembling each tray, for extra strength.

Please make sure you dry-assemble each tray correctly before gluing it together.

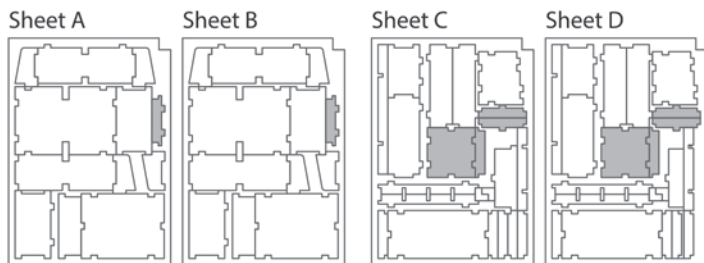
Please check [www.foldedspace.net](http://www.foldedspace.net) for general assembly tips.



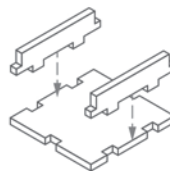
**FS-DoW**



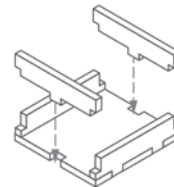
### Tray 1a & 1b (the trays are identical)



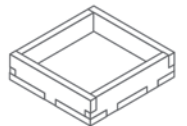
Step 1



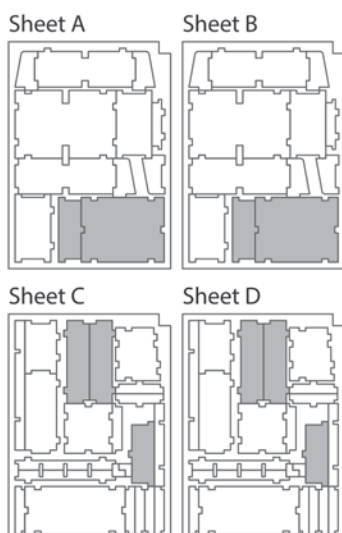
Step 2



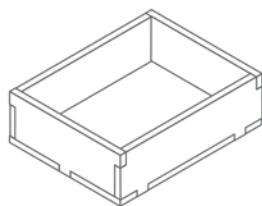
Finished tray



### Tray 2a & 2b (the trays are identical)

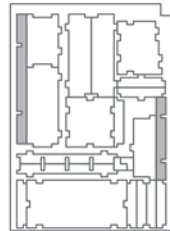


To assemble  
repeat steps  
for Tray 1.

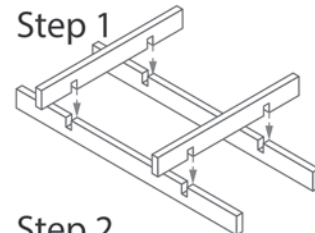


### Support for tray 2a & 2b for Dead of Winter® only! (discard for The Long Night®)

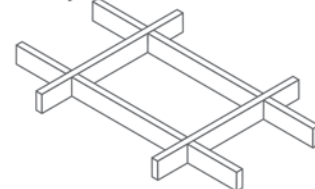
Sheet C



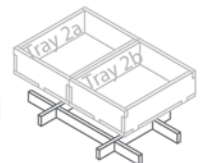
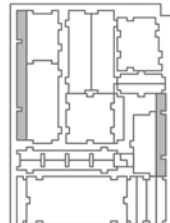
Step 1



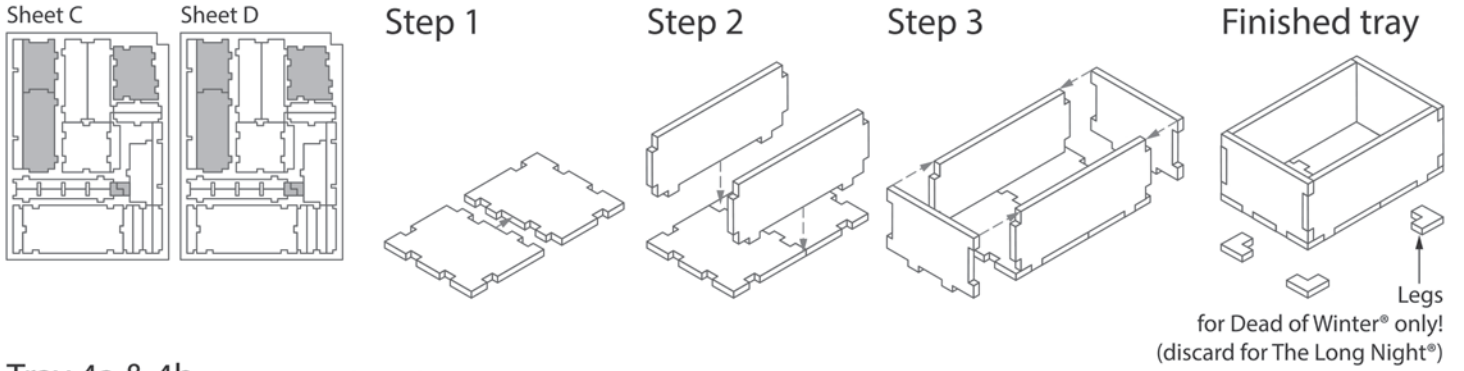
Step 2



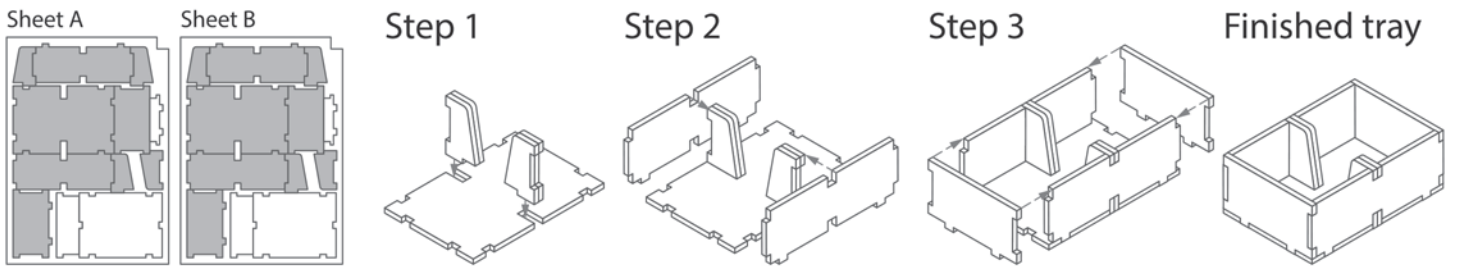
Sheet D



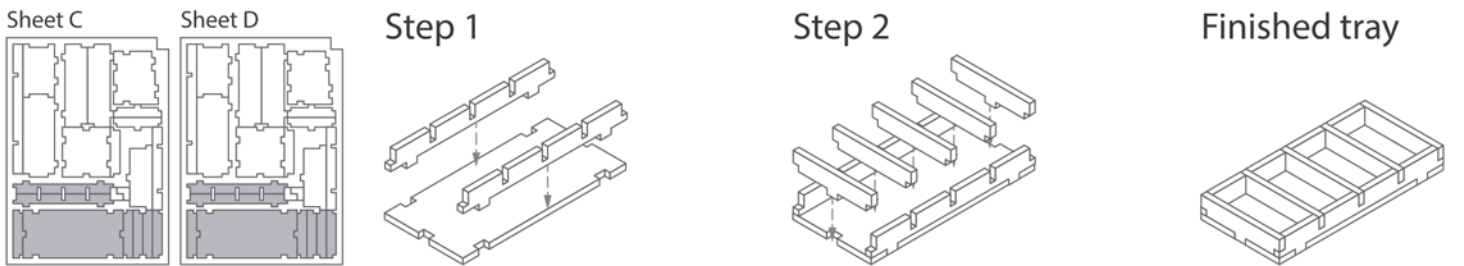
### Tray 3



### Tray 4a & 4b (the trays are identical)

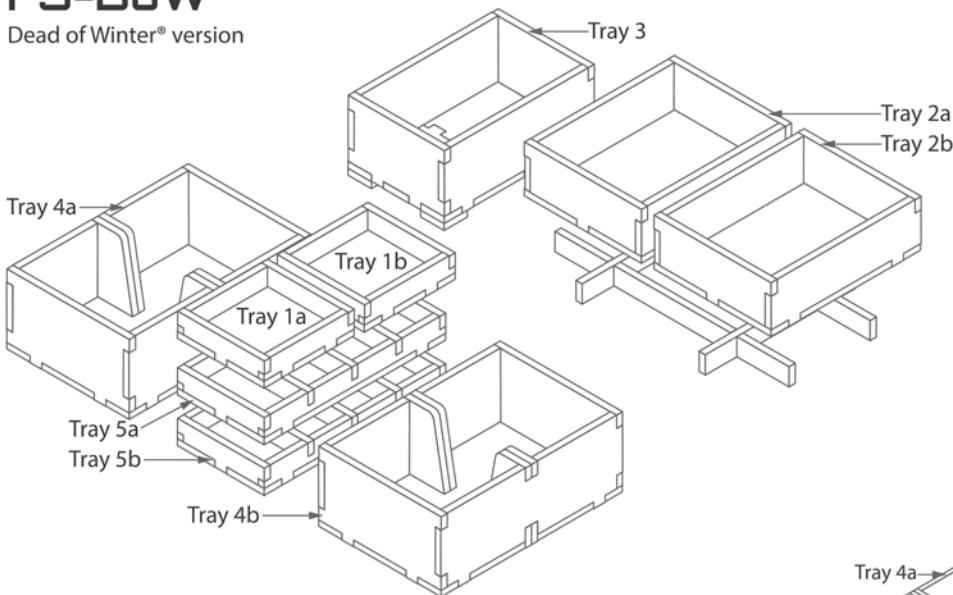


### Tray 5a & 5b (the trays are identical)



## FS-DoW

Dead of Winter® version

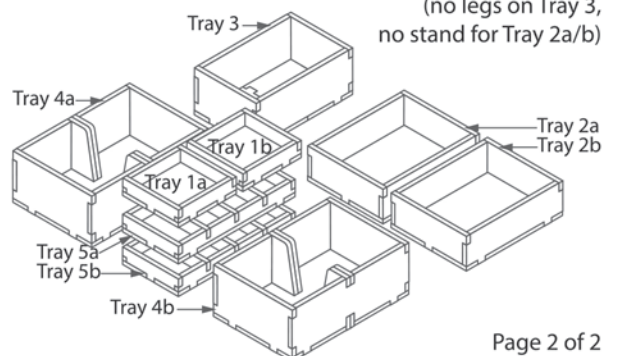


## Tray legend:

- Tray 1a - dice
  - Tray 1b - zombie tokens
  - Tray 2a - zombies
  - Tray 2b - zombies
  - Tray 3 - survivors
  - Tray 4a - cards
  - Tray 4b - cards
  - Tray 5a - wounds, food, noise, starvation
  - Tray 5b - barricades, despair, advancement, other tokens
- NOTE: For The Long Night® the locations and reference sheets act as lids for trays 2 and 3.

## FS-DoW

The Long Night® version  
(no legs on Tray 3, no stand for Tray 2a/b)



Please check [www.foldedspace.net](http://www.foldedspace.net) for photos of this insert in use.

**Tip:** Keep the instructions in the bottom of your board game box as a reminder of how the insert fits together.